



LIGHTWEIGHT PERFORMANCE SOFTSHELL





Style 9510

A premium-quality, lightweight softshell jacket with a slightly shaped fit. It has two large front pockets, an adjustable waist, a laminated waterproof sleeve pocket, and elastic cuffs.

SPECIFICATIONS

- Black
- Navy
- Sky Diver
- Grey Melange

Shaped fit // Bonded waterproof sleeve pocket // 2 large front pockets // Adjustable hem // Waterproof: 8.000 mm // Breathable: 6.000 gr // Windproof

-  260 gsm
-  95% polyester - 5% spandex
-  S-3XL
-  10/1 pcs

